

Asset Manager

Alitis Investment Counsel Inc.

Overview

A growth-oriented portfolio with a focus on Canadian dividend-paying stocks

Fund Assets

\$ 16,160,098

Inception Dates

Fund Sept. 16, 2020

Class Dec. 31, 2020

Unit Price

\$ 10.3261

Fund Code

ALI701 - Class E

Other Fund Codes

ALI700 Class D

Fees

Management Fee 1.30%

Administrative Costs 0.94%

Distribution Details

Yield (12 month trailing) 2.25%

Historical Taxable Distributions

	Income ¹	Capital Gains
2021	\$ 0.01	\$ 0.18
2022	\$ 0.00	\$ 0.04

Performance - Annualized

1 Month	3 Month	6 Month	1 Year	2 Year	3 Year	4 Year	5 Year	10 Year	Since Inception
-2.03%	7.11%	5.11%	-6.87%	2.71%					2.71%

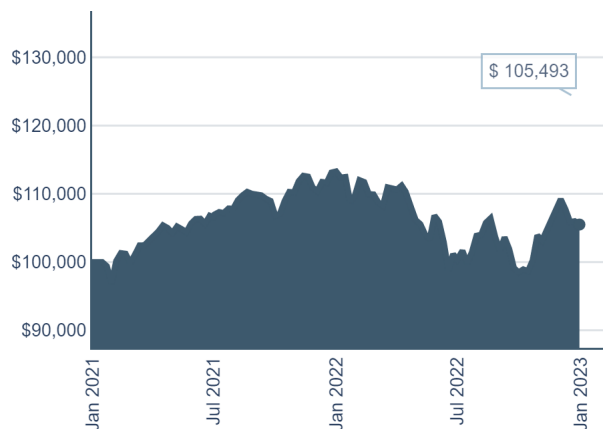
Standard Deviation - Annualized

1 Year	2 Year	3 Year	4 Year	5 Year	10 Year	Since Inception
12.67%	10.08%					10.08%

Monthly & Calendar Year Returns (%)

	Jan	Feb	Mar	Apr	May	Jun	Jul	Aug	Sep	Oct	Nov	Dec	Year
2022	-3.14	0.17	0.90	-4.27	0.61	-6.03	3.48	-0.15	-5.01	5.50	3.63	-2.03	-6.87%
2021	-3.12	3.07	3.22	1.14	1.34	0.91	1.15	2.02	-0.96	1.15	0.63	2.14	13.28%

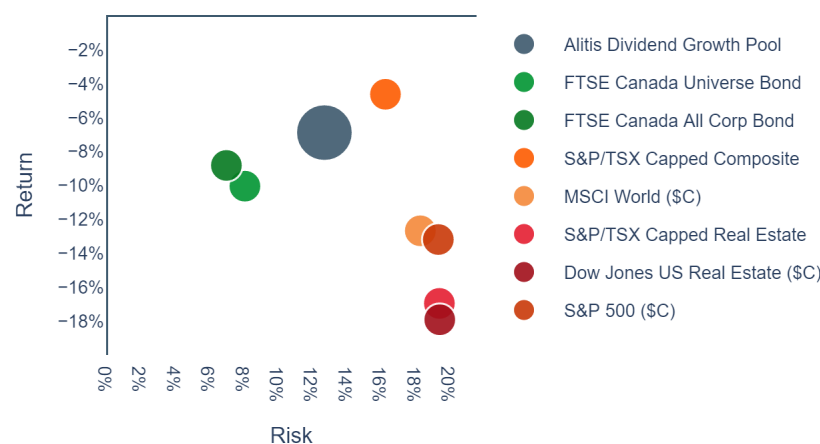
Growth of \$100,000 (Since Inception)



Risk Statistics

Max. Drawdown	-13.05%
Max. Drawdown Date	Sep 30, 2022
Days Peak to Trough	273 days
Days to Recovery	Has not recovered
% Positive Months	66.7%
Avg. Positive Return	1.94%
Avg. Negative Return	-3.09%

Risk / Return Chart - Trailing 1 Year



Correlation

Index ²	1 yr	3 yr	5 yr
Cdn Stocks	0.93		
US Stocks	0.92		
Real Estate	0.94		
Cdn Bonds	0.58		

Investing in the Fund

RSP Eligible	Yes
Frequency	Weekly
Min. Initial Investment	\$ 5,000

Redemptions

Min. Hold Period	None
Frequency	Weekly
Early Red. Charge	3% within 90 days

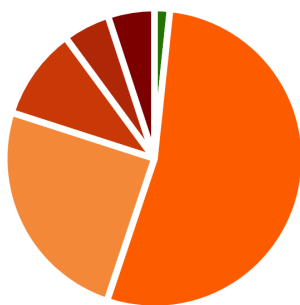
Partnerships

Fund Administrator	SGGG Fund Services
Primary Custodian	Credential Qtrade Securities
Trustee	BNY Trust Company of Canada
Auditor	KPMG

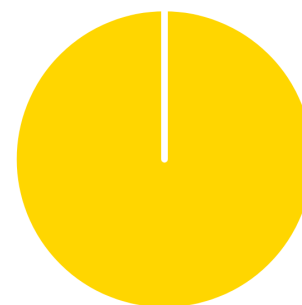
Alitis Investment Counsel

Improved investment performance requires improved strategies towards investment management. At Alitis, we understand this and have developed innovative, secure and high-performing investment portfolios for our valued clients.

Alitis Investment Counsel is a team of leading edge portfolio managers who understands the importance of reducing volatility (portfolio risk) and delivering solid returns.

Asset Allocation

Cash & Equivalents	■	1.7%
Fixed Income		
Mortgage	■	
Equity		98.3%
Canadian Stocks	■	53.5%
US Stocks	■	9.9%
Global Stocks	■	24.8%
European Stocks	■	5.1%
Asia-Pacific Stocks	■	5.0%
Real Estate	■	

Traditional/Alternative Allocation

■ Alternative (0.0%) ■ Traditional (100.0%)

Top 10 Holdings

Name	Percent
Fiera Canadian Equity Fund	24.3%
CI Global Dividend Fund	12.5%
Dynamic Active Global Dividend ETF	12.3%
iShares Core MSCI Cdn Quality Div Index ETF	11.8%
Vanguard FTSE Cdn High Div Yield Index ETF	11.7%
WT Canada Quality Div Growth Index ETF	5.7%
RBC Quant European Dividend Leaders ETF	5.1%
CI-WT Emerging Markets Div Index ETF	5.0%
iShares Core MSCI US Quality Div Index ETF	5.0%
Vanguard US Dividend Appreciation Index ETF	5.0%
Total of Top 10 Holdings	98.3%

Disclaimers and Disclosures - Alitis Investment Counsel Inc. ("Alitis")

¹ Income may be comprised of amounts of Other Income, Foreign Income and Eligible Dividend Income. Future distributions may be materially different from historical distributions.

² Indexes referred to in order of Cdn Stocks, US Stocks, Real Estate and Cdn Bonds are: S&P/TSX Capped Composite TR Index, S&P 500 TR Index (\$C), S&P/TSX Capped Real Estate TR Index, and FTSE Canada Universe Bond Index.

This report is provided for informational purposes only and does not constitute an offer or solicitation to buy or sell any securities discussed herein to anyone in any jurisdiction where such offer or solicitation would be prohibited.

The information contained in this report has been drawn from sources believed to be reliable but is not guaranteed to be accurate or complete. Alitis assumes no duty to update any information or opinion contained in this report.

Unless otherwise noted, the indicated rates of return are the historical annual compounded returns for the period indicated, including changes in security value and the reinvestment of all distributions and do not take into account income taxes payable by any securityholder that would have reduced returns. The investments are not guaranteed; their values change frequently and past performance may not be repeated.

Unless otherwise noted, risk refers to the annualized standard deviation of returns for the period indicated.

All fund analytics, such as aggregated breakdowns and asset allocation, represent the approximate exposure to the underlying investments relevant to the analytic as of the date of this report.

ALITIS
INVESTMENT COUNSEL

Victoria
1480 Fort Street
V8S 1Z5

Campbell River
101-909 Island Hwy
V9W 2C2

Comox
103-695 Aspen Rd
V9M 3P5

1.800.667.2554

www.alitis.ca

info@alitis.ca