

Asset Manager

Alitis Investment Counsel Inc.

Overview

A conservative, income-oriented portfolio with a mix of traditional and alternative investments

Fund Assets

\$ 17,798,765

Inception Dates

Fund Sep. 24, 2009

Class Dec. 11, 2009

Unit Price

\$ 9.9341

Fund Code

ALII01 - Class E

Other Fund Codes

ALI100 Class D

Fees

Management Fee 0.90%

Administrative Costs 0.76%

Distribution Details

Yield (12 month trailing) 2.58%

Historical Taxable Distributions

	Income ¹	Cap. Gains
2022	\$ 0.06	
2023	\$ 0.17	
2024	\$ 0.26	

Performance - Annualized

1 Month	3 Month	6 Month	1 Year	2 Year	3 Year	4 Year	5 Year	10 Year	Since Inception
-0.09%	-0.36%	0.16%	0.74%	1.73%	0.41%	-0.71%	-0.30%	2.11%	2.68%

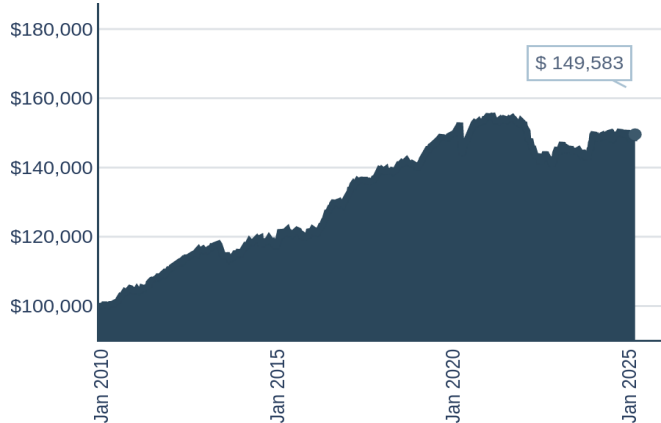
Standard Deviation - Annualized

1 Year	2 Year	3 Year	4 Year	5 Year	10 Year	Since Inception
2.91%	3.58%	3.90%	3.65%	4.39%	3.53%	3.20%

Monthly & Calendar Year Returns (%)

	Jan	Feb	Mar	Apr	May	Jun	Jul	Aug	Sep	Oct	Nov	Dec	Year
2025	0.62	-0.09											0.53%
2024	-0.82	-0.29	0.69	-0.79	0.72	-1.33	0.97	0.34	1.06	-0.94	0.41	-0.89	-0.91%
2023	1.89	-1.53	0.72	0.24	-1.19	0.64	-0.05	-0.68	-0.58	-0.21	1.89	3.11	4.23%
2022	-1.39	-2.14	-1.51	-1.40	0.27	-1.41	1.75	-0.50	-1.01	-0.17	1.67	-0.16	-5.92%
2021	-0.22	-0.67	-0.44	0.12	0.26	-0.38	0.56	0.16	-0.33	-0.69	0.12	0.11	-1.41%
2020	1.16	0.46	-5.41	2.46	1.10	1.46	1.26	-0.05	0.21	-0.14	1.12	0.48	3.96%
2019	0.92	1.04	1.41	0.58	0.41	0.54	0.41	0.86	-0.33	-0.20	0.77	-0.15	6.42%
2018	-0.00	-0.25	-0.05	-0.16	0.83	0.76	0.08	0.70	-0.27	-0.66	0.11	-0.44	0.63%

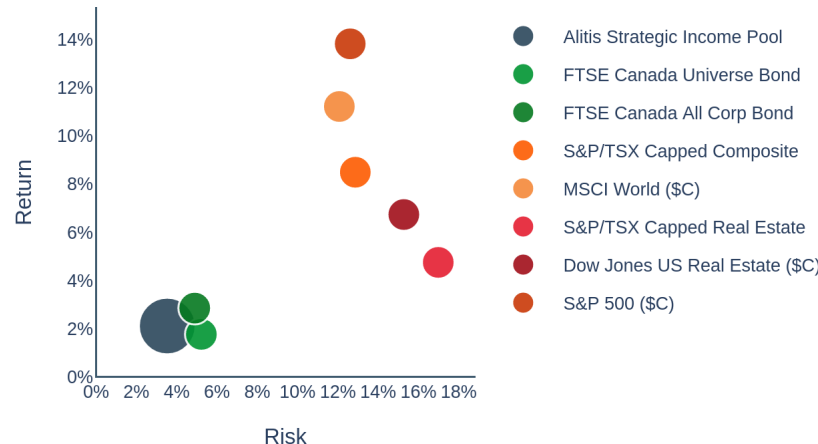
Growth of \$100,000 (Since Inception)



Risk Statistics

Max. Drawdown	-9.61%
Max. Drawdown Date	Oct 21, 2022
Days Peak to Trough	659 days
Days to Recovery	Has not recovered
% Positive Months	66.5%
Avg. Positive Return	0.68%
Avg. Negative Return	-0.67%

Risk / Return Chart - Trailing 10 Years



Correlation

Index ²	1 yr	3 yr	5 yr
Cdn Stocks	0.82	0.72	0.76
US Stocks	0.32	0.51	0.60
Real Estate	0.75	0.75	0.77
Cdn Bonds	0.69	0.85	0.76

Investing in the Fund

RSP Eligible Yes
 Frequency Weekly
 Min. Initial Investment \$ 5,000

Redemptions

Min. Hold Period None
 Frequency Weekly
 Early Red. Charge 3% within 90 days

Partnerships

Fund Administrator SGGG Fund Services
 Primary Custodian Aviso Financial
 Trustee BNY Trust Company of Canada
 Auditor KPMG

Alitis Investment Counsel

Improved investment performance requires improved strategies towards investment management. At Alitis, we understand this and have developed innovative, secure and high-performing investment portfolios for our valued clients.

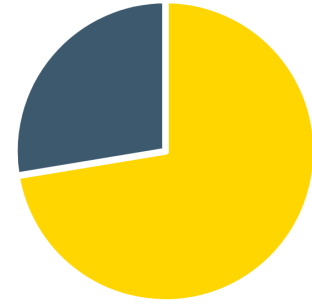
Alitis Investment Counsel is a team of leading edge portfolio managers who understands the importance of reducing volatility (portfolio risk) and delivering solid returns.

Asset Allocation



Cash & Equivalents	■	-3.9%
Fixed Income		103.9%
Canadian Bonds	■	51.9%
US Bonds	■	20.3%
Global Bonds	■	4.1%
Alternative Fixed Income	■	7.9%
Private Debt	■	19.7%
Mortgage	■	
Equity		
Real Estate	■	

Traditional/Alternative Allocation



■ Alternative (27.6%) ■ Traditional (72.4%)

Top 10 Holdings

Name	Percent
PH&N Bond Fund	13.3%
PH&N High Yield Bond Fund	8.3%
BMO Long Provincial Bond Index ETF	7.3%
RP Strategic Income Plus Fund	6.7%
Vanguard Total Bond Market ETF	6.5%
iShares Core Cdn Universe Bond Index ETF	5.7%
Ninepoint Canadian Senior Debt Fund	5.6%
Edgepoint Monthly Income Portfolio	5.3%
BMO Mid Provincial Bond Index ETF	5.2%
Next Edge Private Debt Fund	4.4%
Total of Top 10 Holdings	68.3%

Disclaimers and Disclosures – Alitis Investment Counsel Inc. (“Alitis”)

¹ Income may be comprised of amounts of Other Income, Foreign Income and Eligible Dividend Income. Future distributions may be materially different from historical distributions.

² Indexes referred to in order of Cdn Stocks, US Stocks, Real Estate and Cdn Bonds are: S&P/TSX Capped Composite TR Index, S&P 500 TR Index (\$C), S&P/TSX Capped Real Estate TR Index, and FTSE Canada Universe Bond Index.

This report is provided for informational purposes only and does not constitute an offer or solicitation to buy or sell any securities discussed herein to anyone in any jurisdiction where such offer or solicitation would be prohibited. The information contained in this report has been drawn from sources believed to be reliable but is not guaranteed to be accurate or complete. Alitis assumes no duty to update any information or opinion contained in this report. Unless otherwise noted, the indicated rates of return are the historical annual compounded returns for the period indicated, including changes in security value and the reinvestment of all distributions and do not take into account income taxes payable by any securityholder that would have reduced returns. The investments are not guaranteed; their values change frequently and past performance may not be repeated. Unless otherwise noted, risk refers to the annualized standard deviation of returns for the period indicated. All fund analytics, such as aggregated breakdowns and asset allocation, represent the approximate exposure to the underlying investments relevant to the analytic as of the date of this report.



Victoria
 1480 Fort Street
 V8S 1Z5
 1.800.667.2554

Campbell River
 101-909 Island Hwy
 V9W 2C2
 www.alitis.ca

Comox
 103-695 Aspen Rd
 V9M 3P5
 info@alitis.ca